

# SPORT CARD EXPO

VIRTUAL EDITION  
JUNE 19-20 | 2020

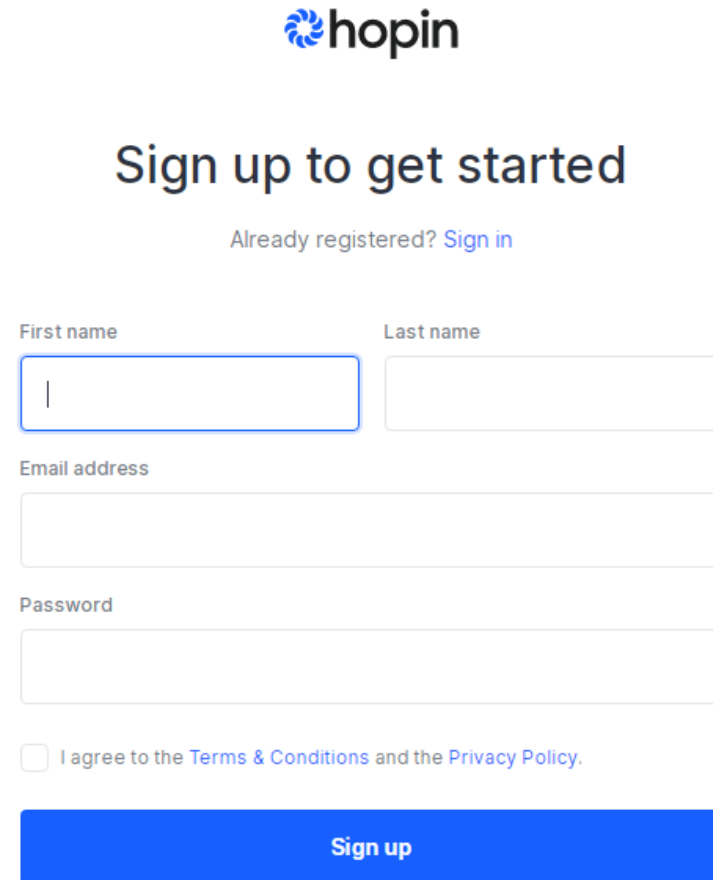
POWERED  
BY




Attendee Best Practice

# Getting set up ahead of the event

1) Go to [hopin.to](https://hopin.to) and sign up, please add in your profile details when you have a moment. Headshot, LinkedIn profile, Bio etc.



The image shows a screenshot of the Hopin sign-up page. At the top, the Hopin logo is displayed. Below it, the text "Sign up to get started" is centered. Underneath, there is a link for "Already registered? Sign in". The form consists of several input fields: "First name" and "Last name" (two separate boxes), "Email address" (one wide box), and "Password" (one wide box). Below the password field, there is a checkbox for "I agree to the Terms & Conditions and the Privacy Policy." At the bottom of the form is a prominent blue button labeled "Sign up".

 hopin

Sign up to get started

Already registered? [Sign in](#)

First name

Last name

Email address

Password

I agree to the [Terms & Conditions](#) and the [Privacy Policy](#).

[Sign up](#)

# Getting set up ahead of the event

2) Then, register yourself as an attendee using this [link](#). Please do so ahead of the event.

## 🔗 Tickets

### General Admission

This ticket provides you entry into the virtual show. You will be able to access and view exhibitors as well as the **Free** main stage. Certain sessions and fan experiences require an additional ticket purchase.

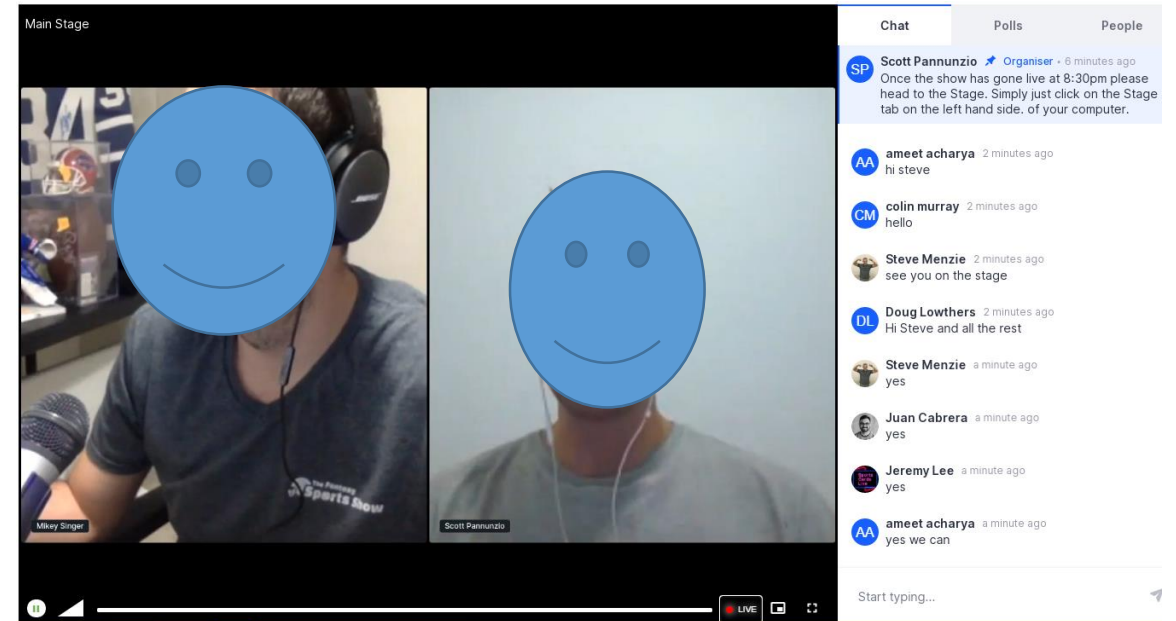
Join event

# Requirements:

- **Wired Headset:** preferred – if you are using Air pods please make sure that they are fully charged and connected to your computer and disconnected from other devices.
- **Tabs:** only one please (shut down all other tabs and programs)
- **Browser:** Chrome on a laptop/desktop (with camera and audio)
- **Device:** Laptop/desktop, Tablets, or cellphones (best would be laptop or desk top)
- **Web Camera** (built into laptop or via USB plug is)

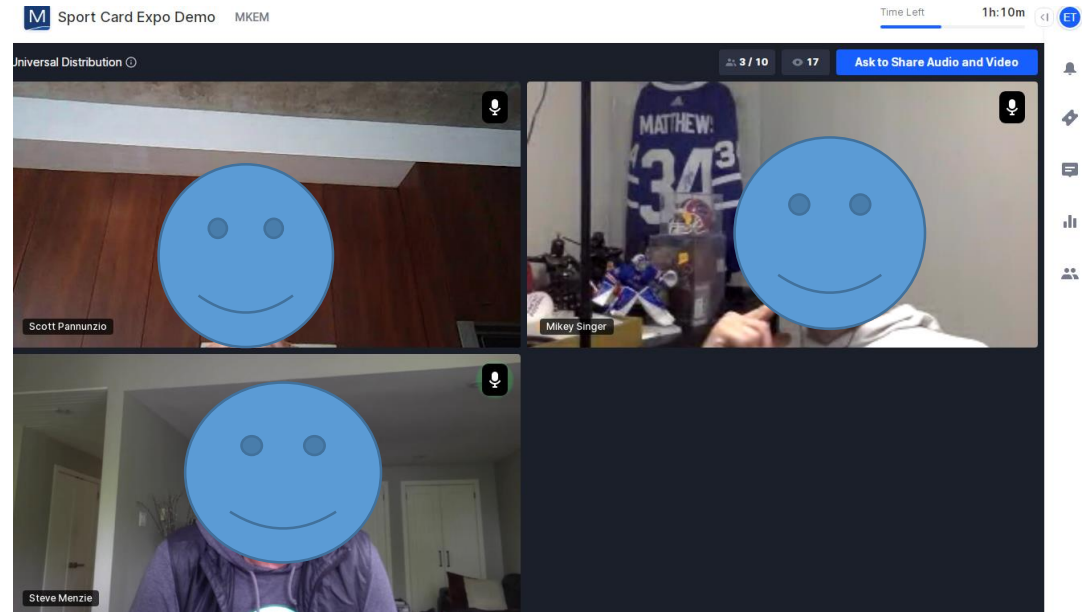
# Main Stage

- Everything on the main stage will be recorded.
- This is where you will get a chance to see the keynote speaker or any other presentations



# Sessions

- When you click the Sessions tab, you will see the current sessions that you can join
- When you join a session, there are two modes, watching and participating. When you first click a session, you are watching. If it's a dark screen it means nobody is participating yet. Participating means you are participating on live video — people can see and hear you in the session.

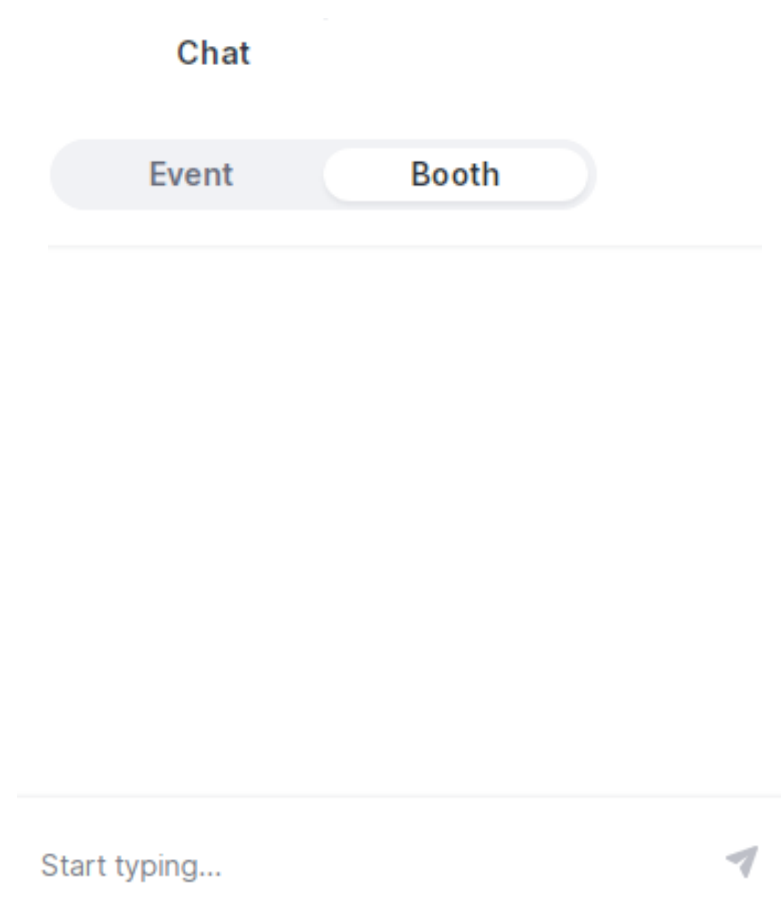


# Networking

- The Networking area in Hopin is the place for automated one-on-one meetings and is Hopin's way of facilitating connection discovery at an event. Similar to an experience that feels like FaceTime or Hangouts, Hopin pairs two people over a direct video call.
- In Networking, when someone clicks the "Ready" button, the system searches for someone else who has also clicked the "Ready" button. If someone else is available, the two are matched instantly and the video chat begins and lasts for a pre-set amount of time.

# Virtual Booth Capabilities:

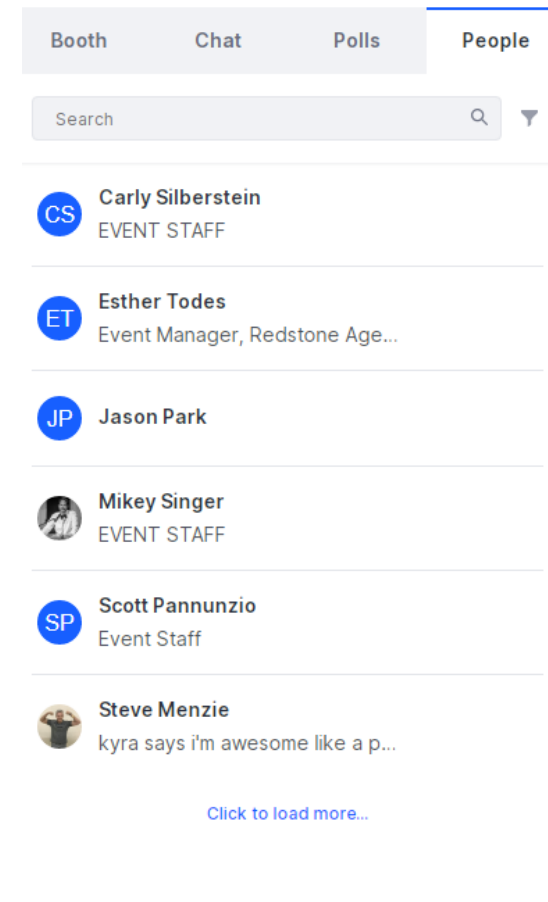
- Each session has its own group chat, separate from the event-wide chat. As a viewer, you can interact with the people who are in the session via chat using the Session chat. This is a great place to ask questions and engage with people on-camera when you don't want to be on-camera yourself.





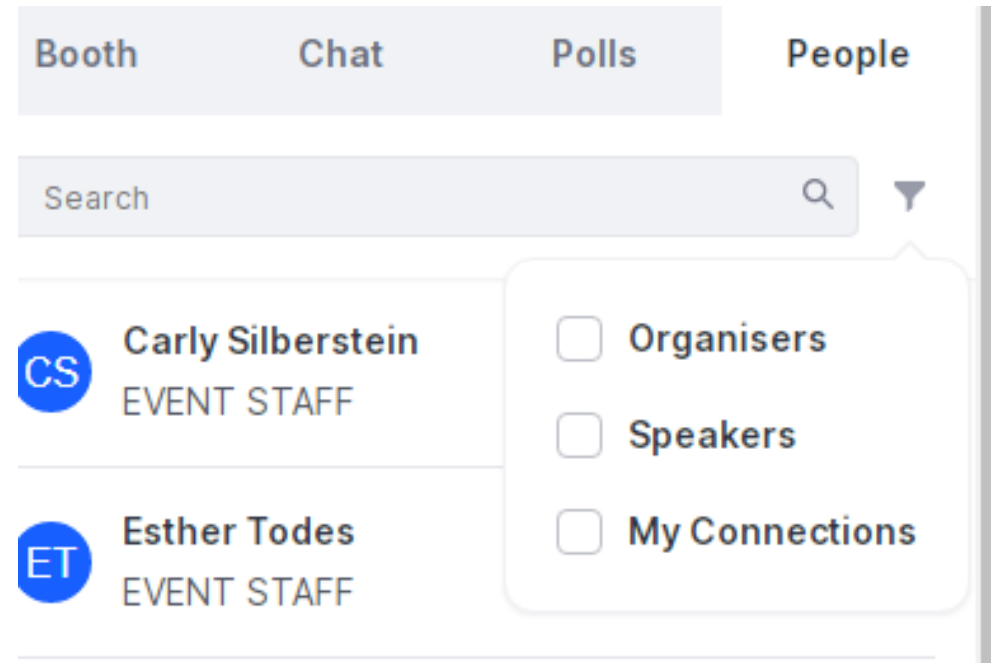
# Virtual Booth Capabilities:

- You can also click on an individual's name and chat with them privately. This is where you can speak with other attendees or directly with the exhibitor.



# Virtual Booth Capabilities:

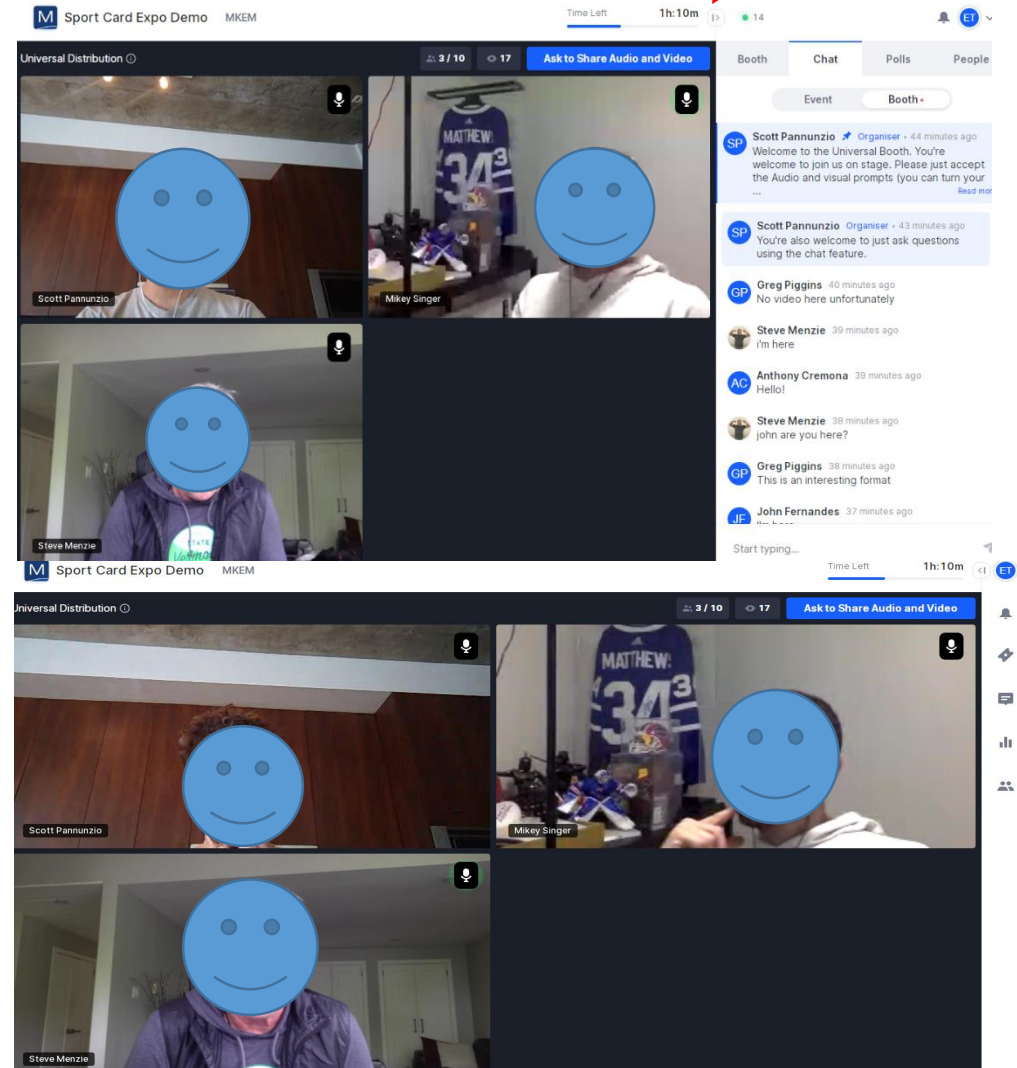
- Within the chat function you are able to search for people based on category. Ex. If you need help during the event you can simply try in Event Staff into the search function and click on anyone's name.



# What an virtual booth looks like:

## Screen Size options:

- You can minimize your chat and increase the size of your screen. To do so you will click the small arrow next to time on the top right of the screen.



# Have any questions?

**Please contact:**

**Jeremy Renaud**

General Manager

Sport Card & Memorabilia Expo

Mobile: 519.566.1735

Email: [jeremyrenaud@gmail.com](mailto:jeremyrenaud@gmail.com)